

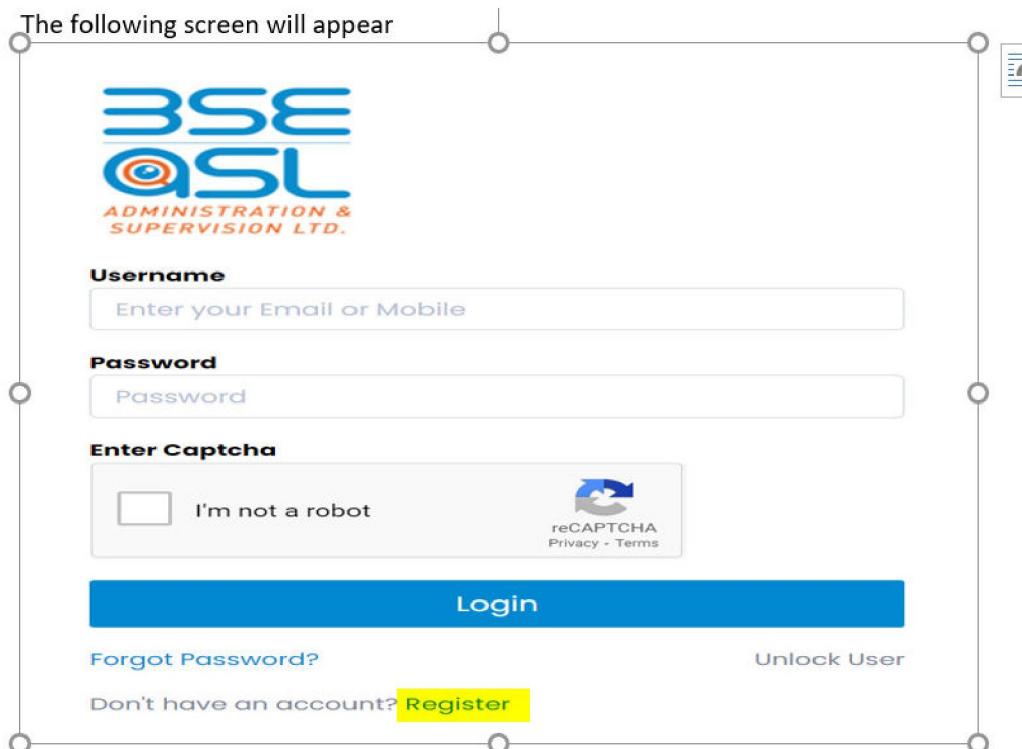
Instruction manual for existing Individual Investment Advisors registration

Documents required at the time of registration:

1. Self-attested copy of PAN
2. Self-attested copy of Aadhaar
3. Self-attested copy of IA Certificate
4. Self-attested copy of Rent agreement or Utility Bill or Bank statement which depicts your registered office address

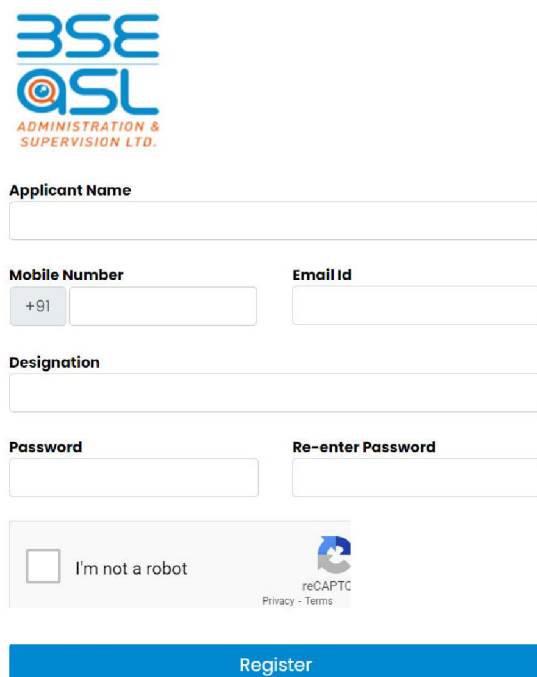
For the initial registration go on to <https://membership.bseasl.com/>

The following screen will appear



The screenshot shows the BSEASL (BSE Administration & Supervision Ltd.) login and registration interface. At the top is the BSEASL logo. Below it are input fields for 'Username' (with placeholder 'Enter your Email or Mobile') and 'Password'. A reCAPTCHA section follows, with a checkbox labeled 'I'm not a robot' and a reCAPTCHA logo. A blue 'Login' button is positioned below the reCAPTCHA. At the bottom, there are links for 'Forgot Password?' and 'Unlock User', and a 'Don't have an account? Register' link where the word 'Register' is highlighted in yellow.

Click on register



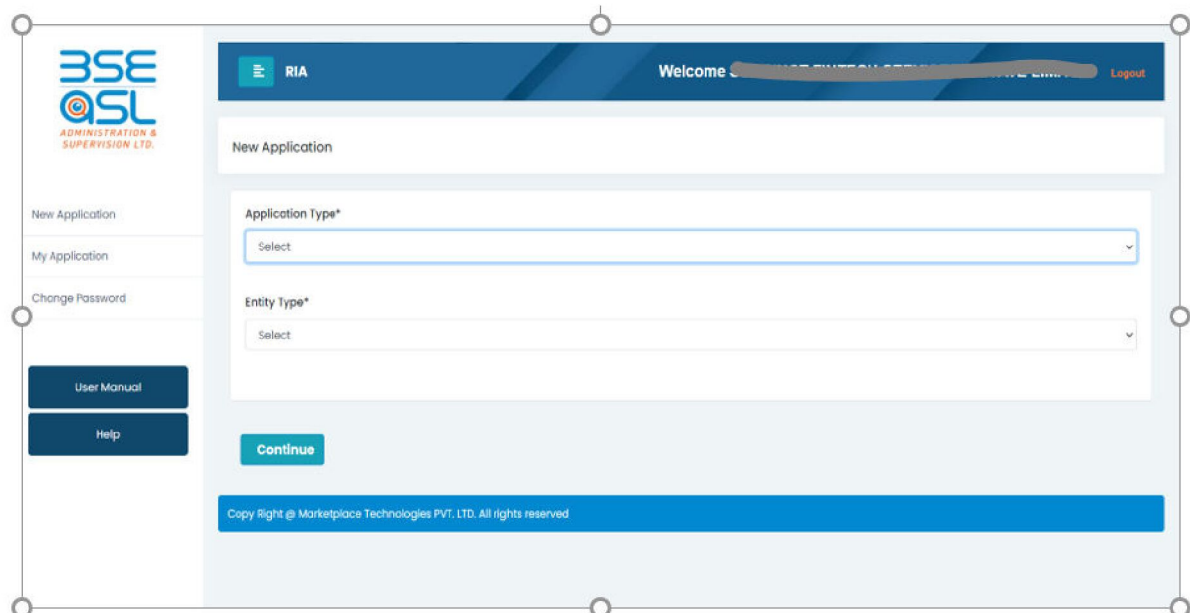
The screenshot shows the BSEASL registration page. It features the BSEASL logo at the top. The registration form includes fields for 'Applicant Name', 'Mobile Number' (with a '+91' country code dropdown), 'Email Id', 'Designation', 'Password', and 'Re-enter Password'. A reCAPTCHA section with a checkbox labeled 'I'm not a robot' is located below the password fields. At the bottom is a blue 'Register' button.

In applicants name fill in the name of person applying on behalf of the Company and designation accordingly.

Please enter the email ID and mobile no. carefully as you will receive OTP for logging in the portal and all communication will be received on the email ID given, with respect to your registration.

Click on register and you will receive OTP. The OTP is valid only for 90 seconds.

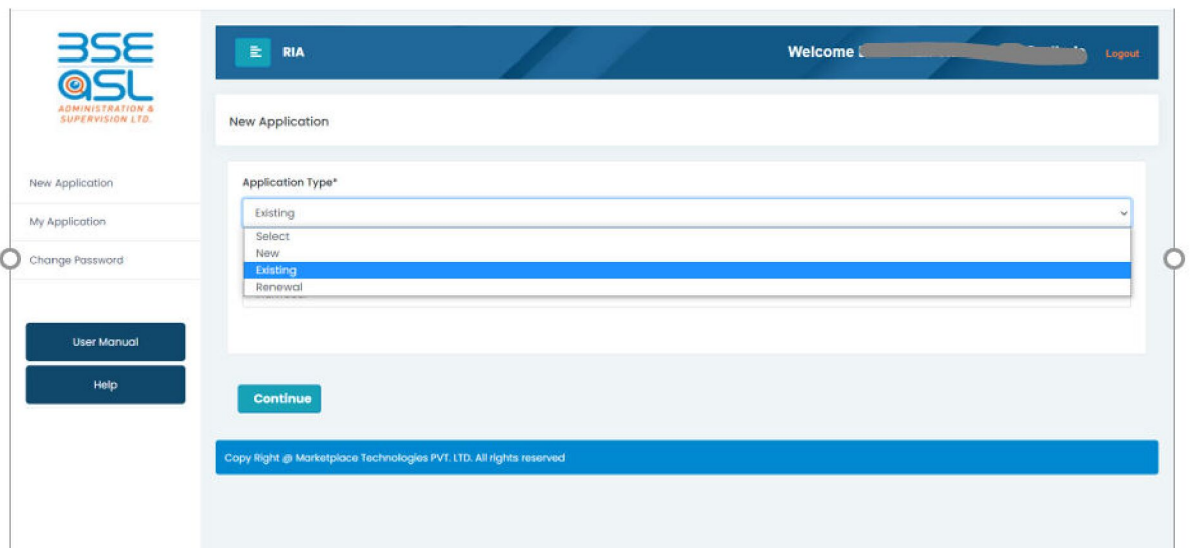
After entering the OTP, following screen will appear. Chose the option from the drop-down menu as given over here.



The screenshot shows the 'New Application' form in the BSE OSL RIA portal. The header includes the BSE OSL logo and a navigation menu with 'New Application', 'My Application', and 'Change Password'. The main form area has two dropdown menus: 'Application Type*' and 'Entity Type*', both currently set to 'Select'. A 'Continue' button is located below the dropdowns. The footer contains the copyright notice: 'Copy Right @ Marketplace Technologies PVT. LTD. All rights reserved'.

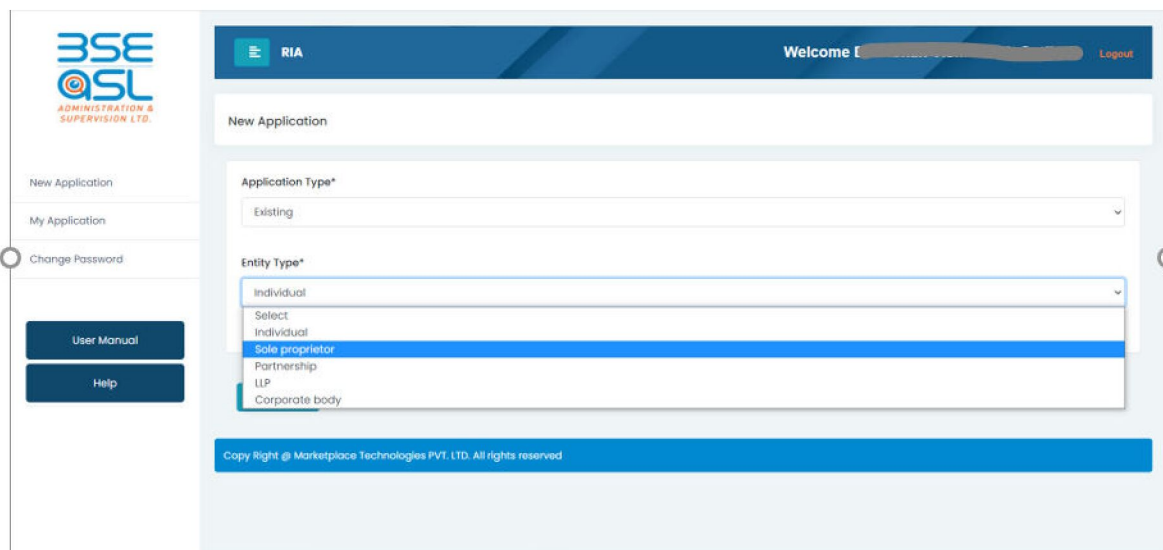
Applicant type shall be Existing (as you are an existing IA)

Entity type will be individual if the investment adviser is registered in his own name with SEBI.



This screenshot shows the same 'New Application' form, but with the 'Application Type*' dropdown menu open. The dropdown list displays four options: 'Existing', 'Select', 'New', and 'Renewal'. The 'Existing' option is highlighted in blue, indicating it is the selected choice. The 'Continue' button and the footer copyright notice remain visible.

Sole Proprietor will be selected if the investment adviser is registered with his proprietary name (example: ABC proprietor of XYZ)



BSE OSL
ADMINISTRATION & SUPERVISION LTD.

New Application
My Application
Change Password
User Manual
Help

RIA Welcome [User Name] Logout

New Application

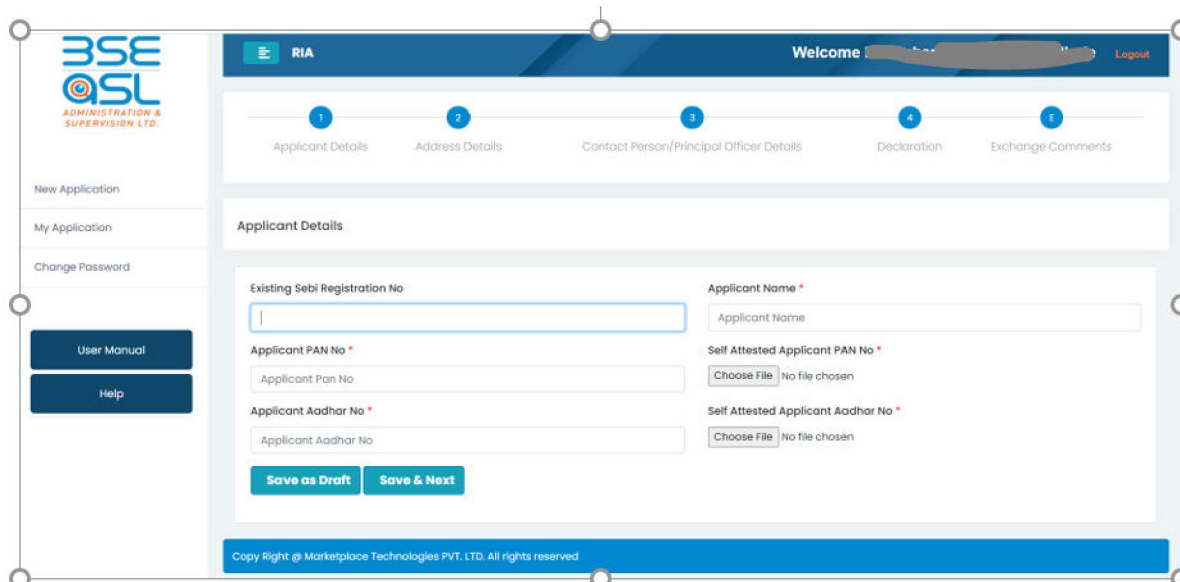
Application Type*
Existing

Entity Type*
Individual
Select
Individual
Sole proprietor
Partnership
LLP
Corporate body

Copy Right @ Marketplace Technologies PVT. LTD. All rights reserved.

Enter the SEBI Registration no. and other requisite details

Applicant name should be exactly the same mentioned in your IA Certificate



BSE OSL
ADMINISTRATION & SUPERVISION LTD.

New Application
My Application
Change Password
User Manual
Help

RIA Welcome [User Name] Logout

1 Applicant Details 2 Address Details 3 Contact Person/Principal Officer Details 4 Declaration 5 Exchange Comments

Applicant Details

Existing Sebi Registration No.
[Input Field]

Applicant Name*
[Input Field]

Applicant PAN No*
[Input Field]

Self Attested Applicant PAN No*
Choose File No file chosen

Applicant Aadhar No*
[Input Field]

Self Attested Applicant Aadhar No*
Choose File No file chosen

Save as Draft Save & Next

Copy Right @ Marketplace Technologies PVT. LTD. All rights reserved.

Click on save and next

From the drop-down menu select the address type.

Enter the registered office details (compulsory) and details of correspondence address or branch address (if any)

Upload registered office address proof

Please note that you need to upload either Rent agreement, Bank account statement or GST Certificate which depicting the registered office address.

Click on Add and then next

Mention the details of Principal officer i.e. the investment adviser

The screenshot shows a web browser window with multiple tabs. The active tab is 'membership.bseasl.com/Declaration.aspx?CaseID=1408'. The page header includes the BSEASL logo and the text 'Welcome SUCCINCT FINTECH SERVICES PRIVATE LIMITED'. A progress bar at the top shows six steps: Company Details, Address Details, Contact Person/Principal Officer Details, Proprietor/Partners/Directors Details, Declaration (current step), and Exchange Comments. The Declaration section contains a text area with the following text:

I/We declare, confirm, agree :

1. That all the particulars and information given in the Application form (and all documents referred or provided therewith) are true, correct, complete and upto date in all respect and I/We have not withheld any information. I/We agree and undertake to provide any further information that BASL may require.
2. I/We confirm that the authorised signatories as approved by me/our Board/all the partners of the firm are authorised to sign and execute the documents. I/We agree and understand that BASL reserves the right to retain the Application and the documents provided therewith, including photographs and will not return the same to me/us.
3. I/We further agree that any false/misleading information given by me/us, or suppression of any material fact will render my/our application to be rejected and further actions as decided by BASL and concerned regulatory authorities.
4. I/We authorise BASL to report my/our details to any governmental or regulatory authority in such manner and form as may be required by such authority.

Below the text area, there is a checkbox labeled 'I Agree' and a 'Submit' button.

Tick on I agree and submit the form.

Please note that you will receive communication from BSEASL, in case they require any other document. The comments by BSEASL can be viewed in Exchange Comments section.

The form becomes editable if any query has been raised and you can modify the details or upload the documents in the form.